

DISCOVER THE PHILIPPINES

CULTURAL CAMIGUIN



VIBRANT VIGAN



Published by

**ASIAN
Geographic**



TPB PHL
TOURISM PROMOTIONS BOARD - PHILIPPINES



IT'S MORE FUN IN THE
PHILIPPINES



WELCOME TO THE PHILIPPINES

Situated in the western Pacific Ocean and in the heart of the Indo-Pacific's Coral Triangle, this archipelago consists of over 7,000 islands and islets lying just 800 kilometers off the coast of Vietnam.

Defined by their Spanish influence, pristine beaches, jaw-dropping mountains, thrilling land activities, fascinating tropical wildlife, year-round sun and charming and warm hospitality, the Camiguin and Vigan are two unique destinations with an astonishing diversity spread across their varied landscapes that you should never miss! The seamless blend of Filipino and Spanish culture erupts into a breathtaking and beautiful kaleidoscope experience in these two islands in the Philippine archipelago.

No matter what you're in the mood for, Vigan and Camiguin have a little bit of everything for everyone. Don't be surprised if you wind up staring at an endless bucket list and wondering if it would be more prudent to simply move there in order to experience all the wondrous offerings!

Read on as we capture the perfect introduction to the island experience, and join us as we explore the majestic waterfalls of Camiguin, the beautiful pottery industry of Vigan, as well as the historical architecture, dive sites, and festivals that both destinations have to offer.



TPBPHL
TOURISM PROMOTION BOARD OF THE PHILIPPINES

IT'S MORE FUN IN THE PHILIPPINES

TRAVEL GUIDE ...

WHEN TO GO

December to March



WHAT TO BRING

Don't stress out about your clothing choices. Keeping in mind that the Philippines is a tropical archipelago with almost-constant temperatures all year round, light summer clothing should suffice. Choose items that are comfortable and breathable.


Having a light rain jacket handy is also a good idea - you never know when a storm will pop up, and you'll need long sleeves to enter a church.

Make sure to bring your camera to capture the unmatched scenery. It is truly incredible and the adventure activities are an absolute thrill! In addition to that, remember to bring sunscreen, a snorkeling mask, and a dry bag to store all your belongings. If you are going to the beach or doing sea activities, you will find the latter extremely useful.



GETTING AROUND

The most convenient way of getting around most towns is either by tricycle or a jeepney - the ubiquitous, vibrant-hued buses that are the most popular means of public transportation in the Philippines. Depending on where you are going, budget flights are also an option for wallet-friendly travel between cities. Travelers can also consider hiring private cars or motorcycles to get around.



LET'S HEAD TO CAMIGUIN AND VIGAN

Spend your next vacation at two of the most Spanish-influenced islands on the Philippine archipelago. Explore the pristine beaches including Mindoro Beach, Sta. Catalina Beach, and White Island as well as the breathtaking natural landscapes. Climb the towering mountains that overlook the town and appreciate the architectural beauty of Camiguin and Vigan.



Diving here is also wonderful and the exhilarating adventure sports are always inviting to those seeking a thrilling experience. Experience the blend of Filipino cultures of the two locations and get the chance to celebrate alongside the locals. Whatever you choose, you're guaranteed to enjoy Camiguin and Vigan and love its diversity.

MAP OF CAMIGUIN (WATER AND LAND ACTIVITIES)

- White Island
- Kibila White Beach
- Mt. Hibok-Hibok
- Katibawasan Falls
- Mantigue Island
- Oldcamiguin Volcano
- Sunken Cemetery
- Tuasan Falls
- Santo Rosario Church
- San Nicolas de Tolentino Parish
- Old Bonbon Church Ruins of Catarman



BEACHES IN CAMIGUIN



White Island

White Island is an uninhabited sandbar off the coast of Camiguin Island that is untouched by humans. The horse-shaped island is home to toe-sinking sandy beaches and enveloped by turquoise waters.

How to Get There

The only way to get to White Island is by a pump boat from Mambajao, off the main island. An entrance fee of P50 also applies as an entrance fee.



DIVE IN CAMIGUIN



Mantigue Island

The underwater sanctuary is rich and thriving and divers are guaranteed to spot a sea turtle on their dive. Aside from turtles, divers can encounter ribbon eels, trumpetfish, pufferfish, boxfish, parrotfish, frogfish, barracudas, batfish, sweetlips, and even rays and blacktip sharks.

How to Get There

Take a boat from Camiguin Island to Mantigue Island. The ride should last around 45 minutes.

Kibila White Beach

Kibila White Beach is home to magnificent giant clams. These clams thrive in the colorful reefs on the island and learn about the conservation efforts to protect these vulnerable marine species.

How to Get There

Hire a motorcycle from Mambajao to get to Kibila White Beach and drive down for around 15 minutes.



NATURE (LAND ACTIVITIES)

What to See and Do?




Tuasan Falls

Tucked away in a lush forest, Tuasan Falls is almost unnoticeable from the streets. The 20-meter tall waterfall is fascinating and its jungle landscape makes you feel one with nature. The bottom pool divides into two and is also fed by chilly mountain water that keeps the pool cold all year round.

How to Get There

The best way to get to Tuasan Falls is to rent a scooter but you may also hire a tricycle with a driver to bring you there.



Katibawasan Falls

Standing at a monumental 70-meter height, this waterfall is the tallest one on Camiguin Island. The pool at the bottom of the waterfall is cold and often perfect to cool in the tropical heat. To get down there, there is a short flight of stairs to follow that leads to the stunning waterfall.

How to Get There

You can rent a scooter or hire a jeepney or tricycle to get around Camiguin Island. From Mambajao, the ride is around 20 minutes to the waterfall.

Mt. Hibok-Hibok

The stratovolcano stands at an elevation of 1,332 meters above sea level and sits on Camiguin Island. It is a popular hiking trail and from the peak, hikers can see the other provinces of the Philippines including Bohol and Siquijor. Along the way, hikers can spot statues depicting the Roman Catholic Stations of the Cross.

How to Get There

The usual starting point for this climb is from Ardent Hot Springs, which is located 10-minutes from tourist beaches.



GO LOCAL - OFF THE BEATEN TRACK



Sunken Cemetery


Located off the coast of Cagayan de Oro, the Sunken Cemetery in Catarman is one of the most prominent destinations on Camiguin Island and home to the first settlers who were buried alive after Mount Vulcan erupted. These underwater tombstones emerge from the water during low tides.

How to Get There

Visitors can rent a scooter from tourist hotspot Mambajao and drive down to the Sunken Cemetery. The drive last around 30 minutes.



ARCHITECTURE



Old Bonbon Church Ruins of Catarman

Destroyed by volcanic eruptions from 1871 to 1875, the church is partially stained with volcanic debris and rubble. The bell tower to the church remains standing, and the only one in the town to do so.

How to Get There

The ruins are located near the Sunken Cemetery, a neighboring site that was also affected by the eruption.



Santo Rosario Church

Built in 1882, the church is also known as "Green Church". Its rustic and worn-down facade does not diminish its reputation and is strong evidence of Spanish influence on Camiguin Island.

How to Get There

The ruins are located in southern Camiguin Island.

San Nicolas de Tolentino Parish

San Nicolas de Tolentino Parish holds a reputation as a miracle church as it is believed to have been a safe house for people during the eruption of Mt. Hibok-Hibok.

How to Get There

The church is located on the northern tip of Camiguin Island.



FESTIVALS

October

Lanzones Festival

Lanzones Festival celebrates the harvest of the lanzones fruit (or longkang). The festive week sees street dancing, parades and beauty pageant performances.



WHERE TO STAY IN CAMIGUIN



BUDGET

When you go on a vacation, you might want to spend less on hotels and more on experiences; and we've completely understood that. There are many budget hotels in the Camiguin region that provide decent accommodation as well as in-hotel services that save you the hassle of contracting a third-party vendor for tours. The hotel provides amenities and the hotel staff is welcoming to your needs. You will definitely not compromise on service by paying a lower price.

MIDDLE

Middle-range hotels are the perfect combination of value-for-money and

comfort. With more spacious rooms and more hotel facilities than budget hotels, mid-range hotels, you can have an enjoyable stay in Camiguin. These hotels can be found in the city center as well as in local neighborhoods; that way you can experience the Camiguin culture too!

LUXURY

The luxury hotels in Camiguin treat you so well, you'd come back for more. Relax at the blissful spa sessions and tickle your tastebuds at exotic restaurants with flavors from all across the world. Luxury hotels elevate your stay on the sunny Camiguin island, perfect for families and couples.

WHAT KIND OF TRAVELLER ARE YOU?

Recommended Itineraries for

THE CURIOUSER (THE SPONGE - FIRST-TIME TRAVELLER)

DAY 1 (NORTH)

- White Island
- Kibila White Beach
- Katibawasan Falls
- San Nicolas de Tolentino Parish

Getting around: Tricycles are the most common mode of travel in Vigan. Jeepneys and buses are also available



DAY 2 (EAST AND SOUTH)

- Mantigue Island
- Santo Rosario Church

Getting around: Tricycles are the most common mode of travel in Vigan. Jeepneys and buses are also available



DAY 3 (WEST)

- Tuasan Falls
- Mt. Hibok-Hibok
- Sunken Cemetery
- Old Bonbon Church
- Ruins of Catarman

Getting around: Tricycles are the most common mode of travel in Vigan. Jeepneys and buses are also available



THE ESCAPIST (WELLNESS, VOLUNTOURISM, ECO NATURE TOURISM)

DAY 1 (NORTH)

- Katibawasan Falls
- San Nicolas de Tolentino Parish

Getting around: Tricycles are the most common mode of travel in Vigan. Jeepneys and buses are also available



DAY 3 (WEST)

- Tuasan Falls
- Mt. Hibok-Hibok
- Sunken Cemetery
- Old Bonbon Church Ruins of Catarman

Getting around: Tricycles are the most common mode of travel in Vigan. Jeepneys and buses are also available



DAY 2 (EAST AND SOUTH)

- Santo Rosario Church

Getting around: Tricycles are the most common mode of travel in Vigan. Jeepneys and buses are also available



THE THRILL-SEEKER (ADVENTURER YOLO)

DAY 1 (NORTH)

- White Island
- Kibila White Beach
- Katibawasan Falls

Getting around: Tricycles are the most common mode of travel in Vigan. Jeepneys and buses are also available



DAY 3 (WEST)

- Tuasan Falls,
- Mt. Hibok-Hibok,
- Sunken Cemetery

Getting around: Tricycles are the most common mode of travel in Vigan. Jeepneys and buses are also available



MAP OF VIGAN (WATER AND LAND ACTIVITIES)

📍 Mindoro Beach

📍 Sta. Catalina Beach

📍 Baluarte Zoo

📍 Ilocos Sur Adventure Zone

📍 Bantay Church Bell Tower

📍 Pagburnayan




MERTO TOWNS

VIGAN CITY

📍 Grotto Special

📍 Apatot Shipwreck



BEACHES OF VIGAN

Mindoro Beach

Not to be confused with Mindoro province, this popular beach in Vigan is lined with cottages for an island-like getaway and small stores to purchase a snack. Fine sand and the salt breeze greet beachgoers as they bask in the tropical sun.

How to Get There

From Mindoro Airport, travel to Barangay Mindoro via a private or public commute. At the beach, there is free parking available.



Sta. Catalina Beach

Stretches of black sand and interesting rock formations by the beach make this a popular hideout. Sta. Catalina beach is mostly known to locals but this hidden spot is a blissful getaway.

How to Get There

The easiest way to get there is in a private vehicle.

DIVE IN VIGAN

Apatot Shipwreck

This is an easy wreck and suitable for beginner wreck divers as well. The ship sits on the shallow sea bed and can be observed from its exteriors. It is found around 200 meters from the shore and its deepest point is 15 meters.



Grotto Special

A colorful reef brimming with an abundance of vibrant fishes and healthy corals, Grotto Special is a dive site for all. Divers can observe macro critters as well as red snappers along the dive.

NATURE

Baluarte Zoo

Baluarte Zoo is a vast land of roughly 100 hectares. It was opened by former governor Chavit Singson who wanted to share his love for nature and wildlife.

How to Get There

The zoo has no entrance fees and locals and tourists can enter at a rate of P50. Take a 10-minute transport from the city center to arrive at Baluarte Zoo.





Ilocos Sur Adventure Zone

Pump your adrenaline at Vigan's adventure hotspot, Ilocos Sur Adventure Zone. Enjoy thrilling activities with a view of the island's natural landscape and untouched beauty.

How to Get There

Ilocos Sur Adventure Zone is around 15 minutes away from the city center and can be reached by private or public transport.



GO LOCAL-OFF THE BEATEN TRACK



Pagburnayan

Learn the art of pottery and Filipino history with Vigan's bustling pottery industry. The importance and inclusion of clay jars in Filipino culture and culinary roots are highlighted in this off the beaten path activity.

ARCHITECTURE



Quema House

A historic landmark in Vigan, the Quema House is an ancestral home and a UNESCO World Heritage Site. It is a planned Spanish colonial town, reflecting Chinese and European elements paired with Filipino culture.



Bantay Church Bell Tower

An iconic symbol of Vigan, the Bantay Church Bell Tower is a watchtower-turned-bell-tower built in 1591.

How to Get There

From Vigan, the bell tower is a 10-minute ride away and visitors need to head up a long flight of stairs on a small hill.



FESTIVALS



April

World Costume Festival

Celebrated in the last week of April, the World Costume Festival is held in the city of Vigan every two years. Indigenous people and modern performances, drama, as well as customary rituals, are organised.



FOOD

The capital of Ilocos Sur, Vigan is well known for its delightful cuisines that are made for everyone's taste buds.

>> Bagnet

Bagnet (boiled and deep-fried pork belly) is crunchy on the outside and complete when dipped in vinegar.



<< Vigan Longganisa

Another dish is Vigan Longganisa – a round native sausage with an overpowering garlic flavor. It is usually served during breakfast, alongside fried eggs, and dropped in local Ilocos vinegar.



>> Empanada

Another mouth watering snack is the empanada. Stuffed with green papaya, bean sprouts, carrots, eggs and longanisa, this patty is delicious inside and outside.



<< Vigan Miki

Streetfood is a hit in Vigan and you shouldn't miss out on Vigan Miki. This savory chicken noodle soup, which includes hand-made Miki noodles, is a vibrant orange-red dish.



WHERE TO STAY IN VIGAN



BUDGET

When you go on a vacation, you might want to spend less on hotels and more on experiences; and we completely understood that. There are many budget hotels in the Vigan province that provide decent accommodation as well as in-hotel services that save you the hassle of contracting a third-party vendor for tours. The hotel provides amenities and the hotel staff is welcoming to your needs. You will definitely not compromise on service by paying a lower price.

MIDDLE

Middle-range hotels are the perfect combination of value-for-money and

comfort. With more spacious rooms and more hotel facilities than budget hotels, mid-range hotels, you can have an enjoyable stay in Vigan. These hotels can be found in the city center as well as in local neighborhoods; that way you can experience the Vigan culture too!

LUXURY

The luxury hotels in Vigan treat you so well, you'd come back for more. Relax at the blissful spa sessions and tickle your tastebuds at exotic restaurants with flavors from all across the world. Luxury hotels elevate your stay on the sunny Vigan island, perfect for families and couples.

WHAT KIND OF TRAVELLER ARE YOU?

Recommended Itineraries for

THE CURIOUSER (THE SPONGE - FIRST-TIME TRAVELLER)

DAY 1

- Mindoro Beach
- Ilocos Sur Adventure Zone

Getting around: Tricycles are the most common mode of travel in Vigan. Jeepneys and buses are also available



DAY 3

- Ilocos Sur Adventure Zone

Getting around: Tricycles are the most common mode of travel in Vigan. Jeepneys and buses are also available



DAY 2

- Sta. Catalina Beach
- Pagburnayan

Getting around: Tricycles are the most common mode of travel in Vigan. Jeepneys and buses are also available



THE ESCAPIST (WELLNESS, VOLUNTOURISM, ECO NATURE TOURISM)

DAY 1

- Baluarte Zoo

Getting around: Tricycles are the most common mode of travel in Vigan. Jeepneys and buses are also available



DAY 3

- Ilocos Sur Adventure Zone

Getting around: Tricycles are the most common mode of travel in Vigan. Jeepneys and buses are also available



DAY 2

- Sta. Catalina Beach,
- Pagburnayan

Getting around: Tricycles are the most common mode of travel in Vigan. Jeepneys and buses are also available



THE THRILL-SEEKER (ADVENTURER YOLO)

DAY 1

- Ilocos Sur Adventure Zone
- Mindoro Beach

Getting around: Tricycles are the most common mode of travel in Vigan. Jeepneys and buses are also available



DAY 3

- Grotto Special
- Apatot Shipwreck

Getting around: Tricycles are the most common mode of travel in Vigan. Jeepneys and buses are also available



DAY 2

- Baluarte Zoo
- Sta. Catalina Beach

Getting around: Tricycles are the most common mode of travel in Vigan. Jeepneys and buses are also available

